

d'Action 360 Splash Proof Case User Manual

Introduction

Thank you for purchasing the d'Action 360 Splash Proof Case (DC300A). Please read this user manual prior to use, and retain it in a safe place.

- This product is a splash-proof container for use exclusively with the d'Action 360 camera (product number: DC3000A, hereinafter "the Camera") made by Car Mate. Attaching this product to the camera allows you to enjoy 360-degree photo and video recording in light rain and snowfall.

Caution

- This product is only for use with d'Action 360 camera.
- This product is to be used for DC3000A in Action Mode, by attaching the Battery Pack (product number: DC100A or DC1A, sold separately) to the Camera.
- This product is not waterproof. While this product provides protection against light rain and exposure to small amounts of water, submerging this product in water or using it during heavy rain will result in water entering the container.
- Please note, Car Mate takes no responsibility for any loss arising from the use of this product from any accidents or from any damage to any recorded video and/or data.
- Do not operate the product while you are driving. Doing so may lead to accidents.
- This product is not guaranteed to operate in any and all circumstances. This product's warranty does not extend to any product failure arising from misuse by the user.
- Please note, the following will occur when attaching the Camera:
 - *The vertical field of view will narrow by approximately 6 degrees.*
 - *The recorded sound will become muffled.*
 - *Light sources or reflective light may cause glare in the recorded image.*
 - *The recorded image may become distorted.*
- Sudden changes in ambient temperature or humidity within the container may cause condensation to form within the product.
- Wipe any water droplets that have formed on this product off using a dry, soft, lint-free cloth. Opening and tightening this product with wet hands can cause water to enter.
- When storing this product, ensure that you:
 - *Keep this product away from extreme temperatures and high humidity.*
 - *Store it in a cool, well-aired place.*
 - *Keep it out of direct sunlight.*
- In caring for this product, ensure the following:
 - Completely removed any seawater and sand particles from the product using a wet cloth that has been soaked in fresh water (tap water, etc.), and have dried the product using a soft, dry cloth.*
 - Do not apply water under high pressure to this product, such as water directly from the tap, etc.*
 - Do not use any volatile organic solvents or alkaline liquid solutions such as ethanol or paint thinner on the product.

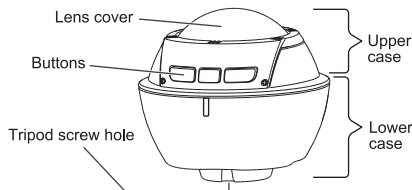
Product Contents

- Splash Proof Case

x 1

- Anti-reflection sticker

x 1

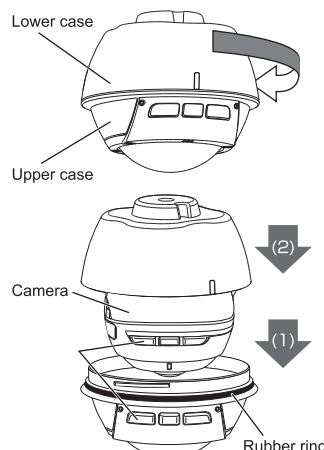


Attaching the Camera

CAUTION Before attaching the Camera, ensure that:

- The lens cover portion is clean and free from fingerprints and dirt.
- The inner portion of the case is clean and free from moisture and dirt.
- The rubber ring and the contact portions are clean and free from small foreign matter such as sand and hair. If you notice any foreign matter present, wipe it off using a dry, soft, lint-free cloth.
- The rubber ring has no cracks or tears. The rubber ring may deteriorate depending on how it is stored and how it is handled. If you notice the rubber ring has any cracks or tears, please discontinue using this product.

1. Hold the product upside down. While holding the upper, turn the lower case anticlockwise to open the container.
2. (1) Align the buttons of the camera with the button portion of the cover.
(2) Attach the lower case from above to cover the Camera.
3. While holding the upper part of the case, turn the lower clockwise to tighten the case. Align Guide 1 and Guide 2 (elongated marks located on the opposite side of the button portion) to finish attaching the Camera.



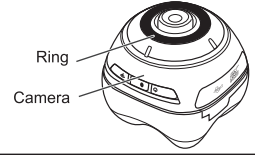
Case Alignment Guide

Guide 1

Guide 2

Anti-reflection sticker

Stick the Anti-reflection sticker on the ring portion of the Camera to prevent any glare in the image caused by light sources or reflective light.



Specifications

Splash-proof functionality	IPX4 equivalent *
Tripod screw hole	1/4-20UNC
External dimensions	H:83mm×W:87mm×D:87mm
Weight	Approx. 80 g (2.8 oz)
Warranty period	1 year

*The IPX rating is used in industry-level water-resistance testing. A test specimen is rated IPX4 if it operates perfectly after having been subjected to approximately 10 liters per minute of water, administered directly from all directions through a jet nozzle of 6.3mm diameter from a distance of between 300 mm to 500 mm, and for a duration of at least 10 minutes.

Product Warranty

Warranty Document

This Product has been made available for purchase after having undergone strict quality control and inspection. In the event of a product failure arising from normal use, please contact the dealer at the point of purchase, or RAZO warranty center for product repair/replacement.

Purchased Product	Splash Proof Case (DC300A)	
Date of Purchase	*Please retain proof of purchase indicating the Purchase Date alongside this Warranty Document.	
	Month / Day / Year	Warranty period for free repairs Within one year from the Purchase Date
Customer Information	First Name	Last Name
	Street	
	City	State Zip Code Country
	TEL	
Dealer Information	Dealer Name	
	Street	
	City	State Zip Code Country
	TEL	

Warranty Provisions

1. In the case of product failure resulting from normal use, Car Mate will repair or exchange the product free of charge within the warranty period. (One (1) year from the date of purchase)
2. Repairs will incur a charge within the warranty period for any of the following:
 - (a) When this Warranty Document is not presented
 - (b) Product failure and damage due to incorrect use, improper repair and alterations
 - (c) Failure, damage or loss caused by mail/freight carriers incurred during shipment of parts to RAZO warranty center.
 - (d) When there is evidence of moisture, etc., having infiltrated the product from the outside
 - (e) Product failure and damage due to fire, earthquake, flood damage, abnormal voltage, pollution, use of power supply outside the specification (voltage / frequency), and other natural disasters and calamities
 - (f) When the warranty certificate information has not been properly completed. Note: Valid dated sales receipt from authorized RAZO dealer can be accepted as proof of warranty coverage.
 - (g) The external portion has been damaged
3. Failure and/or malfunction of DC3000A, DC100A and DC1A caused by water entering to the case are not covered under warranty
4. Products received from another person and resold items are not covered under warranty.
5. Please present this warranty document prior to requesting repairs at your place of purchase or at a RAZO warranty center.
6. This Warranty Document will not be reissued, so keep it stored in a safe place.
7. This warranty is valid only for service in Americas.

Car Mate USA, Inc.

383 Van Ness Avenue, Suite 1603 Torrance, CA 90501, USA
info@carmate-usa.com 310-533-1647 (OFFICE)
https://razo-usa.com

United States and Canada :
Car Mate USA, Inc.
383 Van Ness Avenue, Suite 1603
Torrance, CA 90501, USA
For product questions and technical support
please contact: info@carmate-usa.com
310-533-1647 (OFFICE) https://razo-usa.com

For other countries :
CAR MATE MFG. CO., LTD
5-33-11, Nagasaki, Toshima-ku,
Tokyo 171-0051, Japan
int@carmate.co.jp
http://www.carmate.co.jp/english

- Product specifications and appearance are subject to change without notice for improvement.
- Car Mate takes no responsibility for accidents arising from misuse or alteration of this product.